

# TOUGH PLA

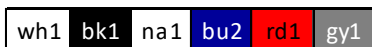
TOUGH PLA is engineered for its **high impact** and strength like ABS and the stiffness of PLA. The material shows excellent results in layer adhesion and is the perfect match for tooling or manufacturing aids where a high impact is needed. TOUGH PLA is a plug & play material and printable on a wide range of temperatures.

**Material features:**

- High impact and stiffness
- Prints like regular PLA (easy to print)
- No warpage & no shrinkage
- Printable with various print temperatures
- Suitable for applications which needs to be strong
- Industrial touch and feel

**Colours:**

TOUGH PLA is available in 6 colours.



**Packaging:**

TOUGH PLA is available in nearly any type of packaging and labelling. Ask our team to help you customizing your product.

**Filament specs.**

Size	Ø tolerance	Roundness
1,75mm	± 0,05mm	≥ 95%
2,85mm	± 0,10mm	≥ 95%

**Material properties**

Description	Testmethod	Typical value
Specific gravity	ISO 1183	1,21 g/cc
MFR 210°C/2,16 kg	ISO 1133	8,75 gr/10 min
Tensile strength at yield	ISO 527	46 MPa
Tensile strength at break	ISO 527	19 MPa
Elongation strain at yield	ISO 527	2%
Elongation strain at break	ISO 527	27%
Tensile (E) modulus	ISO 527	2750 MPa
Impact strength - charpy method 23°C	ISO 179	29,8 kJ/m2
Vicat softening temperature B	ISO 306	57°C
Printing temp.	Internal Method	210±10°C

**Additional info:**

Recommended temperature for heated bed is ≥60°C. Adhesion is possible on different surfaces. TOUGH PLA can be used on all common desktop FDM or FFF technology 3D printers.

Storage: Cool and dry (15-25°C) and away from UV light. This enhances the shelf life significantly.

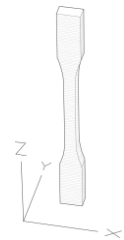
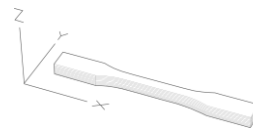
\*The values presented in this publication are based on MCP's knowledge and experience and are intended for reference purposes only. While MCP has made every reasonable effort to ensure the accuracy of the information in this publication, MCP does not guarantee that it is error-free, nor does MCP make any other representation, warranty or guarantee that the information is accurate, correct, reliable or current. MCP reserves the right to make any adjustments to the information contained herein at any time without notice. MCP expressly disclaims warranties of any kind regarding the information contained herein, including, but not limited to, any warranties of merchantability or fitness of a particular purpose, use or application. MCP shall not be liable for any damage, injury or loss induced from the use of MCP's products in any application. Each user should thoroughly review this publication before selecting a product and, in view of the many factors that may affect processing and application of the product, each user should carry out their own investigations and tests and determining the safety, lawfulness, technical suitability, proprietary rights, and disposal/ recycling practices of the materials for the intended application.\*

# Mechanical Specifications

During additional research, a print profile has been made which was optimized for achieving the best performance on printed parts. Table 1 shows the typical values of an injection moulded specimen compared to a 3D-printed specimen in both the X-Y axis (3D-printed horizontally) and the Z-axis (3D-printed vertically).

**Table 1: Data of both injection moulded and 3D-printed specimens.\***

	Injection Moulded	3D-Printed X-Y	3D-Printed Z
Young's Modulus [MPa] ISO 527	2750	2450	2200
Stress at Yield [MPa] ISO 527	46	41	33
Stress at Break [MPa] ISO 527	19	32	33
Strain at Yield [%] ISO 527	2	2	2
Strain at Break [%] ISO 527	27	20	2,6
Charpy Impact (Kj/m2) ISO 179	29,8	22,9	2,2
Flexural Strength ISO 178	72	76	60
Flexural Modulus ISO 178	2750	2700	2250



**TOUGH PLA has excellent impact properties at a broad range of temperatures.**

## Print Conditions

All specimens have been printed using a 0.4mm nozzle and the layer height was set to 0.2mm. The room in which the 3D-printer was located had an environmental temperature of  $\pm 25^{\circ}\text{C}$ .

## \*Test Conditions

The tensile tests have been carried out according to ISO-527 using modified 1BA specimens (3D-printing) and 1A specimens (injection moulding). The room in which the Universal Testing Machine was located had an environmental temperature of  $\pm 20^{\circ}\text{C}$ .

\*The values presented in this publication are based on MCPP's knowledge and experience and are intended for reference purposes only. While MCPP has made every reasonable effort to ensure the accuracy of the information in this publication, MCPP does not guarantee that it is error-free, nor does MCPP make any other representation, warranty or guarantee that the information is accurate, correct, reliable or current. MCPP reserves the right to make any adjustments to the information contained herein at any time without notice. MCPP expressly disclaims warranties of any kind regarding the information contained herein, including, but not limited to, any warranties of merchantability or fitness of a particular purpose, use or application. MCPP shall not be liable for any damage, injury or loss induced from the use of MCPP's products in any application. Each user should thoroughly review this publication before selecting a product and, in view of the many factors that may affect processing and application of the product, each user should carry out their own investigations and tests and determining the safety, lawfulness, technical suitability, proprietary rights, and disposal/ recycling practices of the materials for the intended application.\*